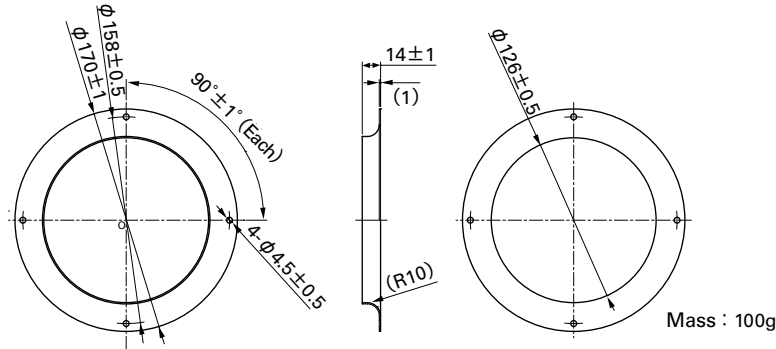


Options (unit: mm)

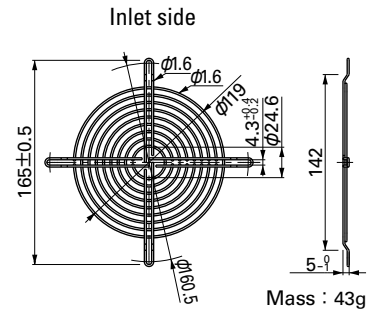
Inlet Nozzle

Model : 109-1073 Material : Steel sheet Surface treatment : Electro nickel plating (silver)
 : 109-1073H : Steel sheet : Cation electropainting (black)



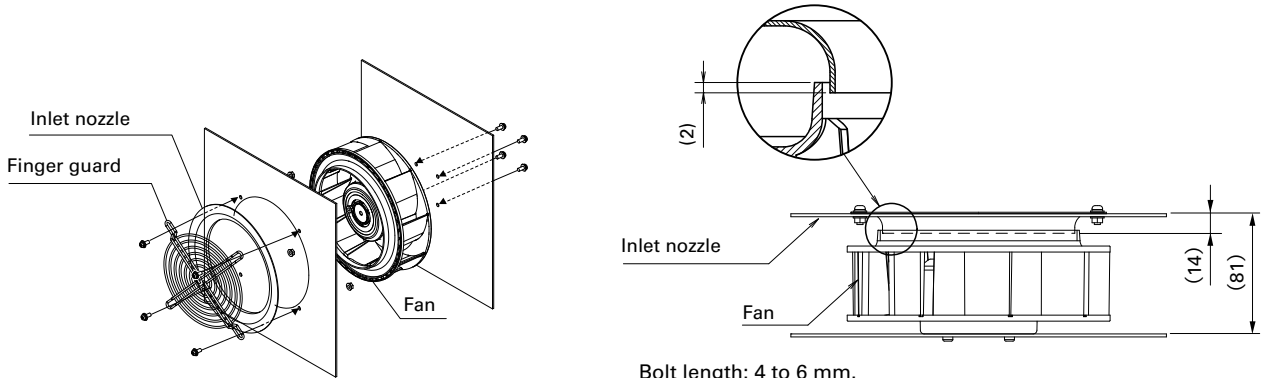
Finger Guards

Model : 109-722 Surface treatment : Nickel-chrome plating (silver) Color (silver)



Inlet nozzle: Equipment to be mounted in inlet side for adjusting incoming airflow.

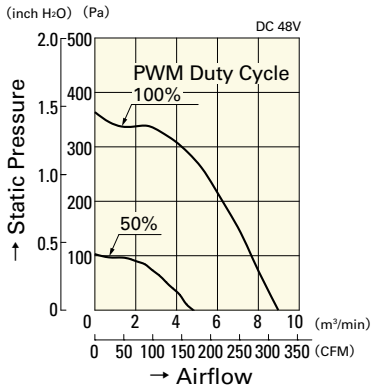
Reference Diagram for Mounting



Bolt length: 4 to 6 mm.
 To prevent bolts from loosening, use plain washers and spring washers.

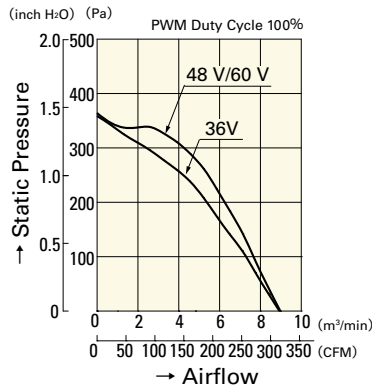
Airflow - Static Pressure Characteristics

PWM Duty Cycle



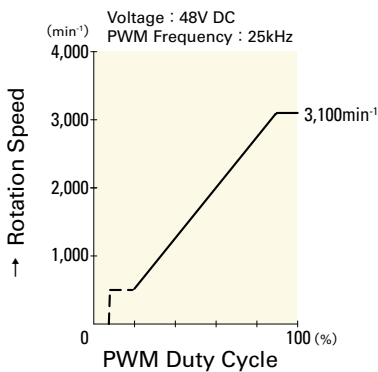
9W1TG48P0H61

Operating Voltage Range



9W1TG48P0H61

PWM Duty Speed Characteristics Example



9W1TG48P0H61